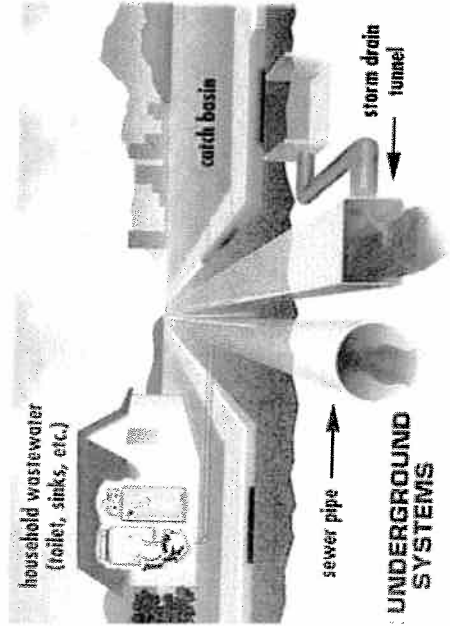


Pollution Prevention is up to you!

Did you know that storm drains are NOT connected to sanitary sewer systems or treatment plants? In Pinellas County, storm drains flow directly into our creeks, lakes, Tampa Bay and the Gulf of Mexico without treatment.

The primary purpose of storm drains are to carry rainwater away from developed areas to prevent flooding. Concrete and mortar clogs stormdrains causing flooding and is toxic to fish and other wildlife. Disposing of these materials into the storm drains causes serious ecological problems— and is PROHIBITED by law.



Only Rain Down the Storm Drain!

This brochure is one of a series of pamphlets describing storm water protection measures. To request additional pamphlets please contact:

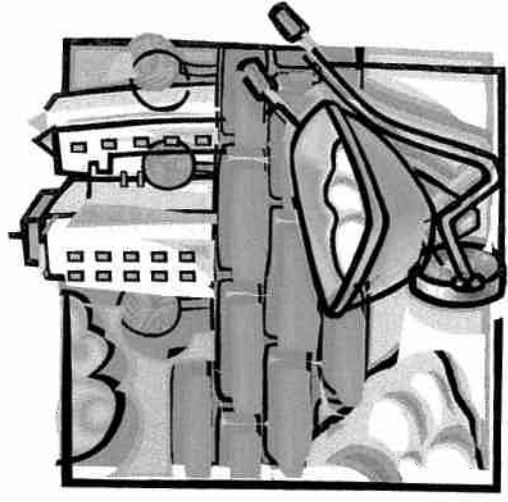
City of Indian Rocks Beach
Public Services Department
(727) 595-6889

Other pamphlets in this series include:

- Power Washing
- Pool Construction and Maintenance
- Landscaping

Preventing Urban Runoff Pollution

Best Management Practices For Concrete and Mortar Projects



2/2009

City of Indian Rocks Beach Stormwater Regulations

City of Indian rocks Beach's Stormwater Ordinance, Chapter 66, Article III, is intended to protect the water quality and natural habitats of creeks, lakes, and marine waters that receive discharge from our drainage system. The ordinance states that any discharge to the drainage system or to a waterway that is not composed entirely of stormwater is prohibited. **This means that no pollutants of any kind, including concrete washout, may be discharged to the stormsewer system including roadways, stormdrains, ponds, or other waterways.**

Violations of the Stormwater Ordinance may be fined up to \$5,000 per day and payment for cleanup costs maybe required.

Do the Job Right!

This brochure was designed for do-it-yourself remodelers, contractors, masons and bricklayers, and anyone else who uses concrete or mortar to complete a construction project. Keep storm water protection in mind whenever you, or a contractor, work on your property.



➤ Never washout concrete or mortar into the street, storm drains, landscape drains, drainage ditches, or waterways.

➤ Never wash excess material from bricklaying, patio, driveway or sidewalk construction into a street or storm drain.

➤ Don't place fill material, soil or compost piles on the sidewalk or street.

➤ Don't mix up more fresh concrete or mortar than you will need for a project.

Best Management Practices

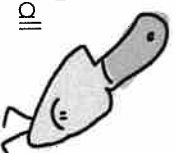
The following Best Management Practices, or BMPs, are procedures that should be used to prevent pollutants, such as concrete and mortar, from entering our storm drains and polluting our waterways.

➤ Empty mixing containers and wash out chutes onto a designated area that does not flow to streets, drains or waterways. Allow material to dry and dispose of properly.

➤ Wash concrete or brick areas only when wash water can flow onto a dirt area without further runoff. Alternatively, drain wash water to an area that has been bermed so that the water and solids can be pumped off or vacuumed up for proper disposal.

➤ Set up and operate small mixers on tarps or heavy plastic drop cloths.

➤ Protect applications of fresh concrete and mortar from rainfall and runoff until the material has dried.



➤ Always store both dry and wet materials under cover, protected from rainfall and runoff and away from storm drains and waterways.

➤ Protect dry materials from wind. Secure bags of concrete mix and other mortar after they are open.

➤ Don't allow dry products to blow into driveways, sidewalks, streets, gutters, or storm drains.



➤ Sweep up and dispose of small amounts of excess dry concrete, grout, and mortar in the trash.

➤ If you or your contractor keep a dumpster at your site, be sure it is securely covered with a lid or tarp when not in use.

➤ During daily cleanup, check the street and gutters for sediment, refuse, or debris. Look around the corner or down the street and clean up any materials that may have already traveled away from your property.

Who Can You Contact?

For more information, or to report illegal dumping, please call the Public Services Department at (727) 595-6889 (during business hours)

For Emergencies: Please contact your local fire department